

MagiCAD RS

Beskrivelse af DEN lokaliseringen

© NTI CADcenter A/S 2020

Dato: 2020-18-02
Forfatter: JHE m.fl.
Korrekturlæser: -

Indholdsfortegnelse

INDHOLDSFORTEGNELSE	2
LOKALISERING DEN-MCREV-2020_C	4
DATASET	5
SCHEMATICS.....	5
PRODUCTS	6
TEMPLATE	7
VIEW TEMPLATES, FILTRE:	7
GENERELT:	8
LOKALISERING DEN-MCREV-2020_B	9
DATASET	10
VENTILATION.....	10
AFLØB	10
EL	10
TEMPLATE	11
VIEW TYPES, VIEW TEMPLATES, FILTRE, OG SCHEDULES:	11
FAMILIES:.....	12
MEP SETTINGS:.....	13
GENERELT:	13
LOKALISERING DEN-MCREV-2020_A	14
DATASET	15
MIXING UNIT	15
PROVISION FOR BUILDERSWORK OPENINGS.....	16
TEMPLATE	18
SUB-DICIPLINE = MAGICAD DICIPLINE_ MAGICAD SUB-DICIPLINE	18
VIEWTEMPLATES	19
VIEWTYPE.....	20
FILTERS.....	22
QUALITY ASSURANCE	24
CEILING PLANES	30
KANALSERIER, RØRSERIER OG KABELBAKKER	31
TAG.....	39
SPECIFIC HEAT CAPACITY.....	40

ORIGIN_MARKER.....	41
STIKORDSREGISTER	42

Lokalisering DEN-MCREV-2020_c

Denne lokalisering indeholder både EL, VVS og VENTILATION og bygger oven på de tidligere lokaliseringer, der ud over beskrivelsen i dette dokument, er beskrevet i dokumenterne DEN-MCREV-E-2019_c.pdf og DEN-MCREV-MP-2019_c.pdf

Bortset fra filformatet er lokaliseringen til Revit 2020 og Revit 2019 identisk med lokaliseringen til Revit 2018.

MP lokalisering til MagiCAD på Revit 2018, består ud over dette dokument af fire filer.

- DEN-MCREV-2020_c_r2018.mrv (dataset)**
- DEN-MCREV-2020_c_r2018.rte (Revit template)**
- DEN-MCREV-2020_c_r2018.mcd (description fil)**
- NTItools_DK_MEP_Shared parameters .txt**

MP lokalisering til MagiCAD på Revit 2019, består ud over dette dokument af fire filer.

- DEN-MCREV-2020_c_r2019.mrv (dataset)**
- DEN-MCREV-2020_c_r2019.rte (Revit template)**
- DEN-MCREV-2020_c_r2019.mcd (description fil)**
- NTItools_DK_MEP_Shared parameters .txt**

MP lokalisering til MagiCAD på Revit 2020, består ud over dette dokument af fire filer.

- DEN-MCREV-2020_c_r2020.mrv (dataset)**
- DEN-MCREV-2020_c_r2020.rte (Revit template)**
- DEN-MCREV-2020_c_r2020.mcd (description fil)**
- NTItools_DK_MEP_Shared parameters .txt**







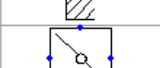


Herudover indeholder lokaliseringen nogle tegningshoveder, tegningsrammer og tags

Dataset

Schematics

- Tilføjet symboler til dataet filen, til brug med MC Schematics.

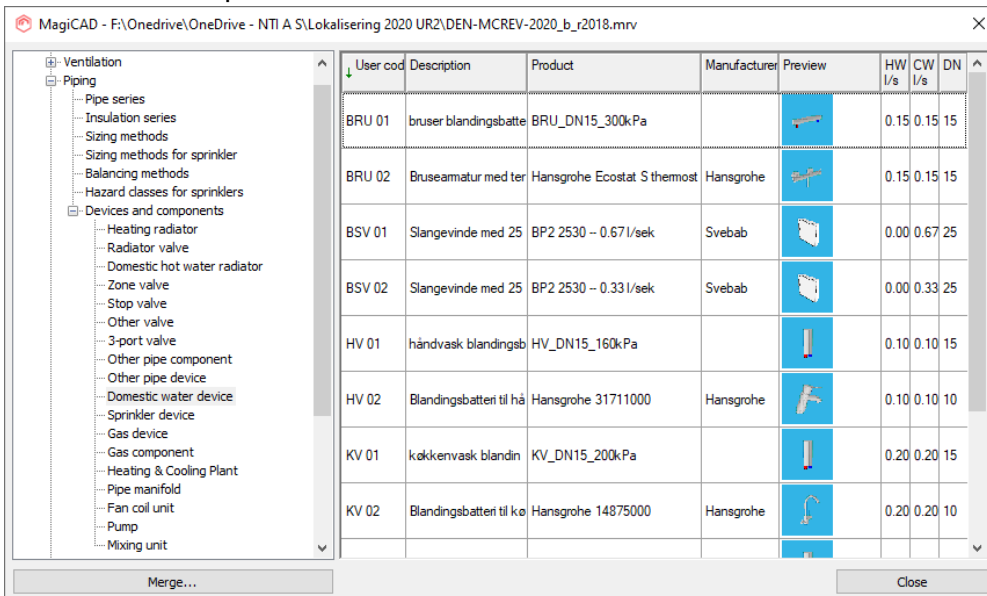
MagiCAD - F:\Onedrive\OneDrive - NTI A S\Lokalisering 2020 UR2\DEN-MCREV-2020_b_r2018.mrv









Dataset:	User code	Description	Symbol
<ul style="list-style-type: none"> [-] Ventilation [-] Piping [-] Drainage [-] Electrical [-] Communication and data [-] Cable routes [-] Schematics <ul style="list-style-type: none"> [-] E - 1 [-] E - 2 [-] E - skema 1 [-] E - skema 2 [-] P [-] V <ul style="list-style-type: none"> 232 - Tilbehør 233 - Udstyr [-] VP - Reguleringsudstyr & instrumenter [-] Variable settings [-] Provision for builderswork openings [-] Report templates for Bill of Materials [-] Legend templates [-] Dataset settings 	232-01	232-01_Indblæsningsamatur, på kanal	
	232-02	232-02_Udsugningsamatur, på kanal	
	232-03	232-03-2_Anemostat, indblæsning	
	232-03	232-03-1_Anemostat, indblæsning	
	232-04	232-04-2_Anemostat, udsugning	
	232-04	232-04-1_Anemostat, udsugning	
	232-05	232-05_Rense og inspektionslem	
	232-06	232-06_Rist i væg	
	232-07	232-07_Spæld	

Merge... Close





Products

- Ændret navngivning på produkter så den korrekte benævnelse er der, fra Pa til kPa – devices and components



User cod	Description	Product	Manufacturer	Preview	HW l/s	CW l/s	DN
BRU 01	bruser blandingsbatte	BRU_DN15_300kPa			0.15	0.15	15
BRU 02	Brusearmatur med ter	Hansgrohe Ecostat S thermostat	Hansgrohe		0.15	0.15	15
BSV 01	Slangevinde med 25	BP2 2530 – 0.67l/sek	Svebab		0.00	0.67	25
BSV 02	Slangevinde med 25	BP2 2530 – 0.33 l/sek	Svebab		0.00	0.33	25
HV 01	håndvask blandingsb	HV_DN15_160kPa			0.10	0.10	15
HV 02	Blandingsbatteri til hå	Hansgrohe 31711000	Hansgrohe		0.10	0.10	10
KV 01	køkkenvask blandin	KV_DN15_200kPa			0.20	0.20	15
KV 02	Blandingsbatteri til kø	Hansgrohe 14875000	Hansgrohe		0.20	0.20	10

- Tilføjet ESNU S og ESNU E i hhv. Supply air device og extract air device. Vær opmærksom på at tryktabs data ikke er verificeret.

	Perforeret diffusor	PKA MBB	Lindab	
	Perforeret diffusor	PCA MBB	Lindab	
	Exhaust valve	KSU	Lindab	
	Endebund med net	ESNU E		

Template

View templates, Filtre:

- Nye Molio farver for ventilation er ændret i template

Tabel for præsenterationsform - Ventilation

Forkortelse		Farve (RGB)
Ventilation		
	Ventilation, disponering	000-255-000
INDT	Ventilation, udeluft (indtag)	141-189-000
AFK	Ventilation, afkastluft (afkast)	000-129-064
VG(F/R)	Ventilation, omluft (varmegenvinding (Frem/Retur))	000-255-000
VI	Ventilation, tilluft (indblæsning)	255-000-000
VU	Ventilation, fraluft (udsugning)	000-000-255
RVE	Ragventilation	255-126-000

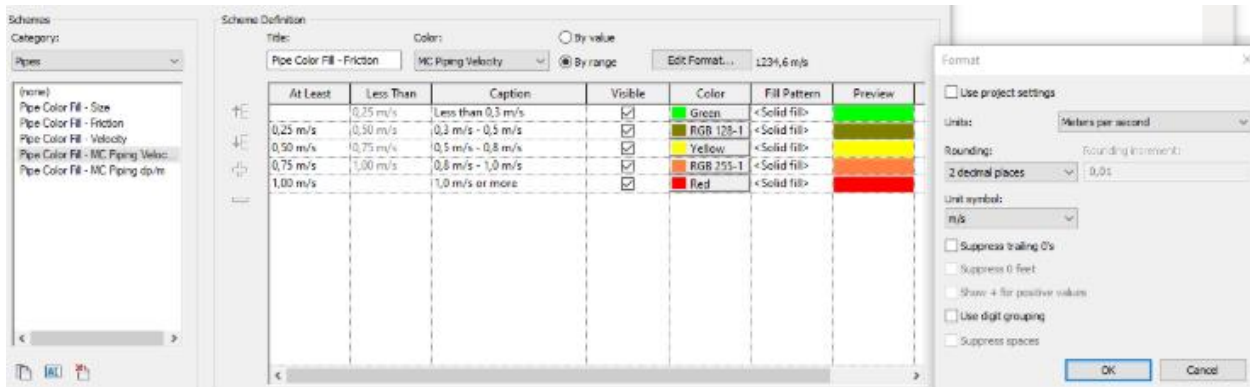
- Derudover er alle duct systems sat til no override i line weight, samt no override i line pattern. Så bliver mech hidden line vist korrekt.
- VP_Insulation filteret er fjernet på alle work view der har med ducts at gøre, det var overflødig på ducts, men det er stadigvæk på pipes work views,

VP_Insulation	<input checked="" type="checkbox"/>		50%
---------------	-------------------------------------	--	-----

- Tilføjer fliter S-KON til viewtemplate WORK-3_C__CLASH – Solid fill = White
- Fjernet kategorien Floor fra all QA Viewtemplates
- 3D HEATING viewtemplate er der slukket for MagiCAD_Circulation_Point
- QA__3_P__MC PIPING dp/m er filter ændret så farverne passer med nedenstående indstillinger.

P__BV - BRUGSVAND (#1), VARMT (System Abbreviation)	<input type="checkbox"/>			
P__Sanitary (System Classification)	<input type="checkbox"/>			
P__Pipework MC Piping dp/m mindre end 0,050 kPa	<input checked="" type="checkbox"/>			
P__Pipework MC Piping dp/m større end 0,100 kPa	<input checked="" type="checkbox"/>			
P__Pipework MC Piping dp/m større end 0,050 kPa og mindre end 0,1...	<input checked="" type="checkbox"/>			

- QA__P_P__MC PIPING VELOCITY color scheme er nu med 2 decimaler



Generelt:

- Template purget og rensset.
- Duct Series opdateret:
 - Fleksible Kanaler
 - Lindab Rekt
 - Lindab SR
 - Lindab SR Standard

Lokalisering DEN-MCREV-2020_b

Denne lokalisering indeholder både EL, VVS og VENTILATION og bygger oven på de tidligere lokaliseringer, der ud over beskrivelsen i dette dokument, er beskrevet i dokumenterne DEN-MCREV-E-2019_c.pdf og DEN-MCREV-MP-2019_c.pdf

Bortset fra filformatet er lokaliseringen til Revit 2020 og Revit 2019 identisk med lokaliseringen til Revit 2018.

MP lokalisering til MagiCAD på Revit 2018, består ud over dette dokument af fire filer.

- DEN-MCREV-2020_b_r2018.mrv (dataset)**
- DEN-MCREV-2020_b_r2018.rte (Revit template)**
- DEN-MCREV-2020_b_r2018.mcd (description fil)**
- NTItools_DK_MEP_Shared parameters .txt**

MP lokalisering til MagiCAD på Revit 2019, består ud over dette dokument af fire filer.

- DEN-MCREV-2020_b_r2019.mrv (dataset)**
- DEN-MCREV-2020_b_r2019.rte (Revit template)**
- DEN-MCREV-2020_b_r2019.mcd (description fil)**
- NTItools_DK_MEP_Shared parameters .txt**

MP lokalisering til MagiCAD på Revit 2020, består ud over dette dokument af fire filer.

- DEN-MCREV-2020_b_r2020.mrv (dataset)**
- DEN-MCREV-2020_b_r2020.rte (Revit template)**
- DEN-MCREV-2020_b_r2020.mcd (description fil)**
- NTItools_DK_MEP_Shared parameters .txt**

Herudover indeholder lokaliseringen nogle tegningshoveder, tegningsrammer og tags

Dataset

Ventilation

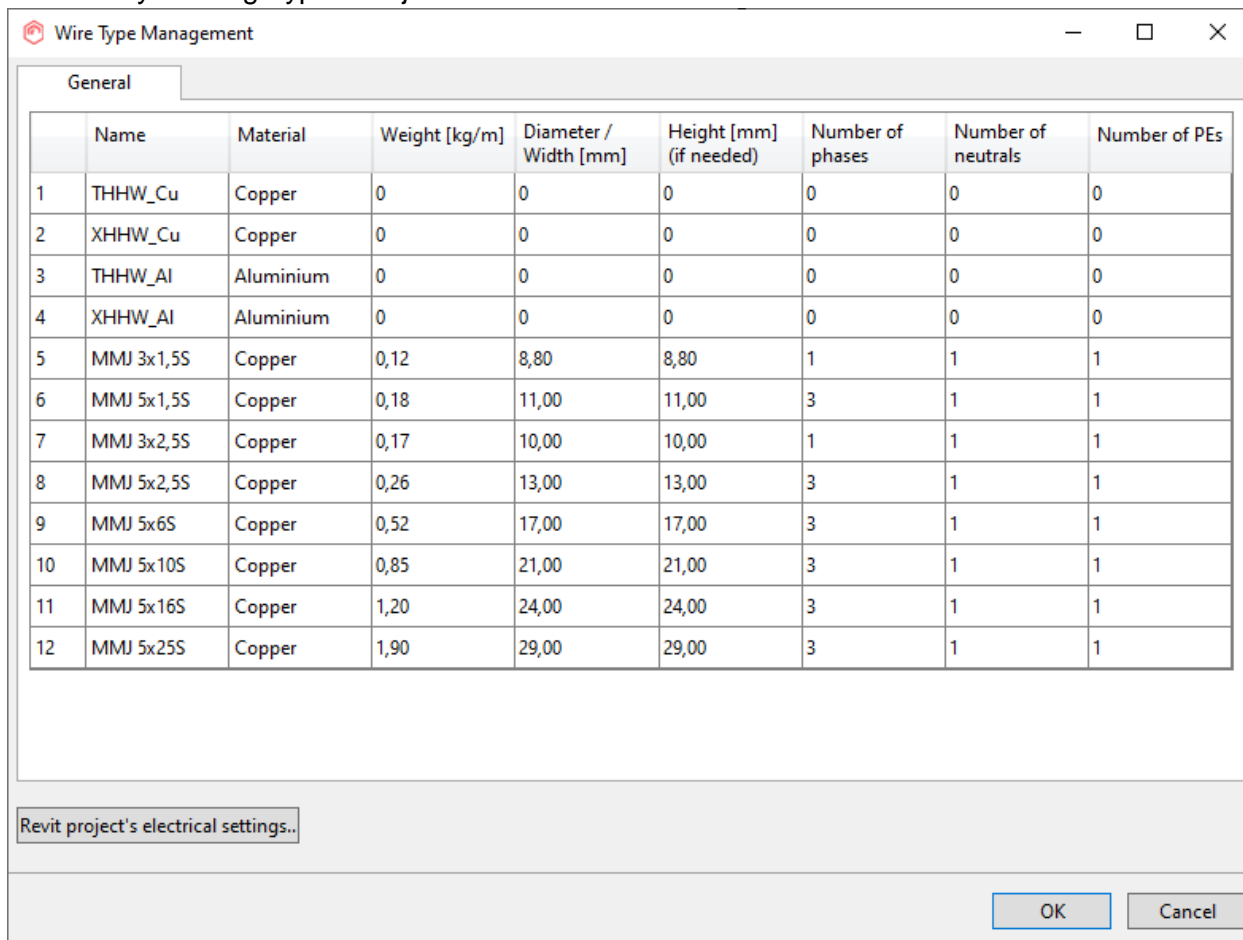
- Flangen LS LOOSE på rekt kanaler er ændret til LS_L da LS LOOSE i visse tilfælde gav årsag til fejl.
- På serien Lindab Rekt er flangerne LS og LS Loose skiftet ud med RJFP og RJFP_L, da disse i dag leveres som standard fra Lindab. LS og LS Loose (nu LS_L) er bevaret i datasettet.
- På serien Lindab Rekt er Duct Joint MAGIJ-R-*-* er udskiftet med MAGIJ-R2. Dette for at flangens størrelse ikke påvirker kanal-længder.

Afløb

- N-Branch er tilføjet drainage serien MA Afløb.

EI

- Data for nye Wiring Types tilføjet:



	Name	Material	Weight [kg/m]	Diameter / Width [mm]	Height [mm] (if needed)	Number of phases	Number of neutrals	Number of PEs
1	THHW_Cu	Copper	0	0	0	0	0	0
2	XHHW_Cu	Copper	0	0	0	0	0	0
3	THHW_AI	Aluminium	0	0	0	0	0	0
4	XHHW_AI	Aluminium	0	0	0	0	0	0
5	MMJ 3x1,5S	Copper	0,12	8,80	8,80	1	1	1
6	MMJ 5x1,5S	Copper	0,18	11,00	11,00	3	1	1
7	MMJ 3x2,5S	Copper	0,17	10,00	10,00	1	1	1
8	MMJ 5x2,5S	Copper	0,26	13,00	13,00	3	1	1
9	MMJ 5x6S	Copper	0,52	17,00	17,00	3	1	1
10	MMJ 5x10S	Copper	0,85	21,00	21,00	3	1	1
11	MMJ 5x16S	Copper	1,20	24,00	24,00	3	1	1
12	MMJ 5x25S	Copper	1,90	29,00	29,00	3	1	1

Revit project's electrical settings..

OK Cancel








Template

View Types, View templates, Filtre, og Schedules:

- Floor Pattern visibility slukket i view templates for planer.
- Ny View Template: QA___P_P__MC PIPING VELOCITY med ny Pipe Legend: MC Piping Velocity
- Ny View Template: QA___P_P__MC PIPING dp/m med ny Pipe Legend:MC PIPING dp/m
- Ny View Template: QA___3_P__MC PIPING VELOCITY med følgende filtre:
 - P___Pipework MC Piping Velocity mindre end 0,25 m/sek
 - P___Pipework MC Piping Velocity større end 0,25 m/sek og mindre end 0,50 m/sek
 - P___Pipework MC Piping Velocity større end 0,50 m/sek og mindre end 0,75 m/sek
 - P___Pipework MC Piping Velocity større end 0,75 m/sek og mindre end 1,00 m/sek
 - P___Pipework MC Piping Velocity større end 1,00 m/sek
- Ny View Template: QA___3_P__MC PIPING dp/m med følgende filtre:
 - P___Pipework MC Piping dp/m mindre end 0,050 kPa
 - P___Pipework MC Piping dp/m større end 0,050 kPa og mindre end 0,100 kPa
 - P___Pipework MC Piping dp/m større end 0,100 kPa
- Ny View Template: QA___P_E__ELECTRICAL PANEL på baggrund af WORK_P_E__ELECTRICAL, med følgende filter tilføjet:
 - E___Panel tilsluttet komponenter
- Ny View Template QA___P_E__ELECTRICAL SWITCH på baggrund af WORK_P_E__ELECTRICAL, med følgende filter tilføjet:
 - E___Panel tilsluttet komponenter
 - E___Switch tilsluttet komponenter
- View Type QA___P__HEATING VELOCITY anvender nu View Template QA___P_P__MC PIPING VELOCITY
- View Type QA___P__HEATING FRICTION anvender nu View Template QA___P_P__MC PIPING dp/m
- Filtre på View Template QA___3_V__VELOCITY er ændret til at skille ved 3, 5, 7, og 9 m/sek.

- Filtre tilføjet til View Template WORK_3_C__CLASH:

Visibility/Graphic Overrides for WORK_3_C__CLASH

Name	Visibility	Projection/Surface		
		Lines	Patterns	Transparency
E_KABELBAKKE	<input checked="" type="checkbox"/>			
E_GITTERBAKKE	<input checked="" type="checkbox"/>			
E_ALMENFØRINGSVEJ	<input checked="" type="checkbox"/>			
E_KABELSTIGE	<input checked="" type="checkbox"/>			
E_LADDER	<input checked="" type="checkbox"/>			

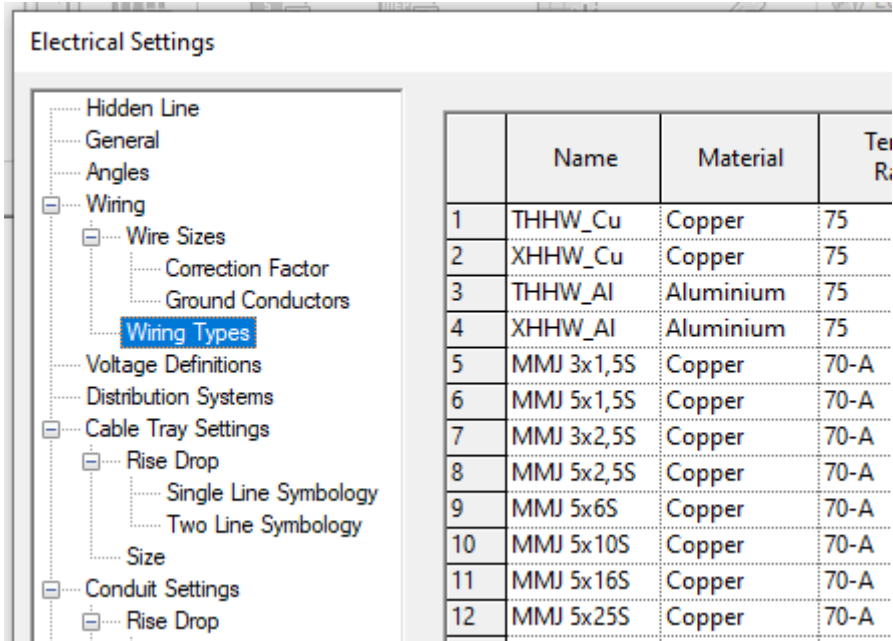
- Filtre for P_VF og P_VR ændret, så de styres af BEGINS WITH (VF/VR) i stedet for EQUALS (VF/VR)
- Isolering transparens styres kun vha. Filtre, og ikke både via filtre og Model Categories.
- Schedule «Rumskema» er erstattet af «Room Schedule» der kigger på Rooms, også fra linkede filer.
- Oprettet Space Schedule til brug for Spaces i den aktuelle i model. Kigger som udgangspunkt ikke efter Spaces i linkede filer.
- Cut Plane offset er ændret til 1800mm på SHEET loftplaner.
- Cut Plane offset er ændret til 10mm på WORK loftplaner

Families:

- Detail Items: VARME, FREM (samt primær og sekundær) er flyttet til at ligge under MC Heating Supply og VARME, RETUR (samt primær og sekundær) er flyttet til MC Heating Supply.
- Generic Annotation family MC_VERTICAL_0_DATA opdateret (anvendes på Switchboard Schematic Sheets).
- Origin family flyttet fra Level til Ref. Plane. Derved bevares Origin familien, selv hvis level slettes (evt. i forbindelse med Copy/monitor).

MEP Settings:

- Nye Wiring Types oprettet:



The screenshot shows the 'Electrical Settings' window. On the left is a tree view with categories like 'Hidden Line', 'General', 'Angles', 'Wiring', 'Wire Sizes', 'Correction Factor', 'Ground Conductors', 'Wiring Types' (highlighted), 'Voltage Definitions', 'Distribution Systems', 'Cable Tray Settings', 'Rise Drop', 'Single Line Symbology', 'Two Line Symbology', 'Size', 'Conduit Settings', and 'Rise Drop'. On the right is a table with the following data:

	Name	Material	Ter R:
1	THHW_Cu	Copper	75
2	XHHW_Cu	Copper	75
3	THHW_Al	Aluminium	75
4	XHHW_Al	Aluminium	75
5	MMJ 3x1,5S	Copper	70-A
6	MMJ 5x1,5S	Copper	70-A
7	MMJ 3x2,5S	Copper	70-A
8	MMJ 5x2,5S	Copper	70-A
9	MMJ 5x6S	Copper	70-A
10	MMJ 5x10S	Copper	70-A
11	MMJ 5x16S	Copper	70-A
12	MMJ 5x25S	Copper	70-A

Generelt:

- Template purget og renset.
- Duct Series opdateret:
 - Fleksible Kanaler
 - Lindab Rekt
 - Lindab SR
 - Lindab SR Standard

Lokalisering DEN-MCREV-2020_a

Denne lokalisering indeholder både EL, VVS og VENTILATION og bygger oven på de tidligere lokaliseringer, der er beskrevet i dokumenterne DEN-MCREV-E-2019_c.pdf og DEN-MCREV-MP-2019_c.pdf

Bortset fra filformatet er lokaliseringen til Revit 2020 og Revit 2019 identisk med lokaliseringen til Revit 2018.

MP lokalisering til MagiCAD på Revit 2018, består ud over dette dokument af fire filer.

- DEN-MCREV-2020_a_r2018.mrv (dataset)**
- DEN-MCREV-2020_a_r2018.rte (Revit template)**
- DEN-MCREV-2020_a_r2018.mcd (description fil)**
- NTItools_DK_MEP_Shared parameters .txt**

MP lokalisering til MagiCAD på Revit 2019, består ud over dette dokument af fire filer.

- DEN-MCREV-2020_a_r2019.mrv (dataset)**
- DEN-MCREV-2020_a_r2019.rte (Revit template)**
- DEN-MCREV-2020_a_r2019.mcd (description fil)**
- NTItools_DK_MEP_Shared parameters .txt**

MP lokalisering til MagiCAD på Revit 2020, består ud over dette dokument af fire filer.

- DEN-MCREV-2020_a_r2020.mrv (dataset)**
- DEN-MCREV-2020_a_r2020.rte (Revit template)**
- DEN-MCREV-2020_a_r2020.mcd (description fil)**
- NTItools_DK_MEP_Shared parameters .txt**



Herudover indeholder lokaliseringen nogle tegningshoveder, tegningsrammer og tags

Dataset

Mixing Unit

2 shunts er tilføjet. Det er blevet muligt at size og indregulere med disse.

MagiCAD - C:\Users\jhe\Desktop\2020 MR\MagiCAD-RS_DEN\2020_r2018\Datasets\DEN-MCREV-2020_a_r2018.mrv

↓ User code	Description	Product	Manufa	Preview
	FHM-C Mixing shunt Alpha 2 15-40 pump	FHM-C8-088U0098	Danfoss	
	Shunt unit for district heating or cooling, primary circuit co	Top-25 P-1-2 S-3-4 CVP	Generic	

Balancing methods
 Hazard classes for sprinklers
 Devices and components

- Heating radiator
- Radiator valve
- Domestic hot water radiator
- Zone valve
- Stop valve
- Other valve
- Other pipe component
- Other pipe device
- Domestic water device
- Sprinkler device
- Gas device
- Gas component
- Heating & Cooling Plant
- Pipe manifold
- Fan coil unit
- Pump
- Mixing unit

Provision for Builderswork Openings

Ved generering af "Provision for Builderswork Openings" tilføjes nu en time stamp.

Det er blevet muligt at koble symboler til "Provision for Builderswork Openings"

Provision for Builderswork Openings - Options

Offset

	Ventilation	Piping	Electrical
Below/around rectangular objects (h1):	50 mm		50 mm
Around circular objects (h2):	50 mm	20 mm	50 mm
Above rectangular objects (h3):	50 mm		100 mm
Extra offset around fire or flow dampers:	50 mm		
Merge into a single opening if distance between adjacent openings is less than (h4):	100 mm		

Use BWO size ranges (if set)

Limits

Min. diameter for circular openings:	25 mm
Circular openings become rectangular openings if diameter	400 mm
Rounding step:	50 mm
Rounding down limit:	20 mm
Ignore circular openings smaller than:	20 mm
Tolerance for combining collinear openings:	100 mm

Owner

Ventilation:	V
Piping:	HP
Plumbing:	P
Sprinkler:	S
Electrical:	E

Time

Time format: YYYY.MM.DD HH:MM

2D symbols

Select...

OK Cancel

2D Symbols

Horizontal

	ROUND Penetrating	ROUND Recess	RECTANGULAR Penetrating	RECTANGULAR Recess
Wall Plan view				
Wall Elevation				
Wall Section				

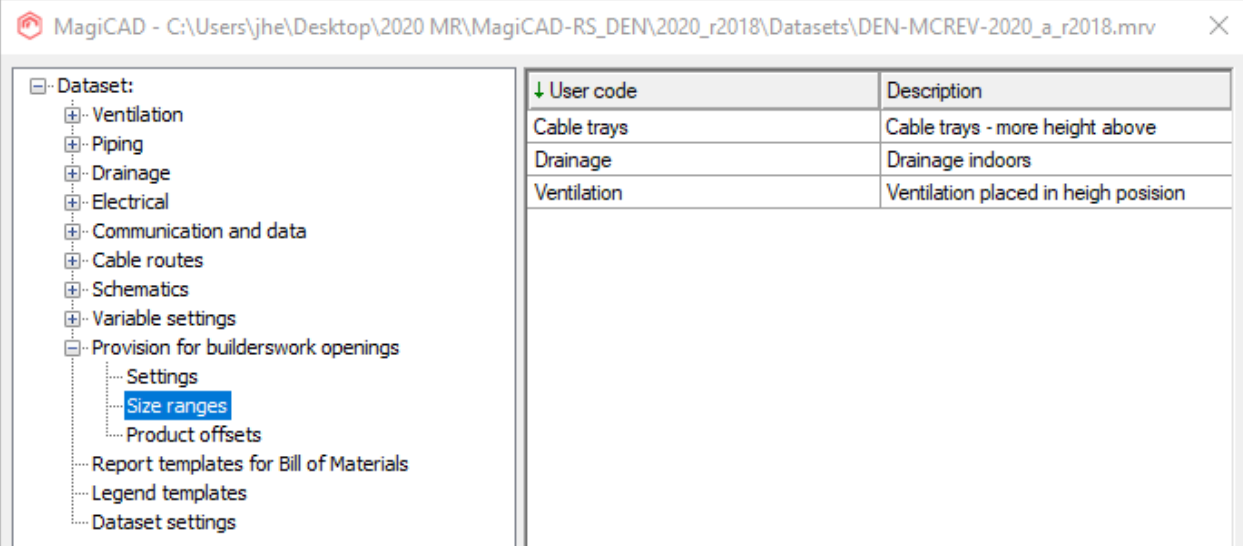
Vertical

	ROUND Penetrating	ROUND Recess	RECTANGULAR Penetrating	RECTANGULAR Recess
Floor / roof Plan view				
Floor / roof Section				

OK Cancel

”Size ranges” blev allerede muligt med 2019 UR1.

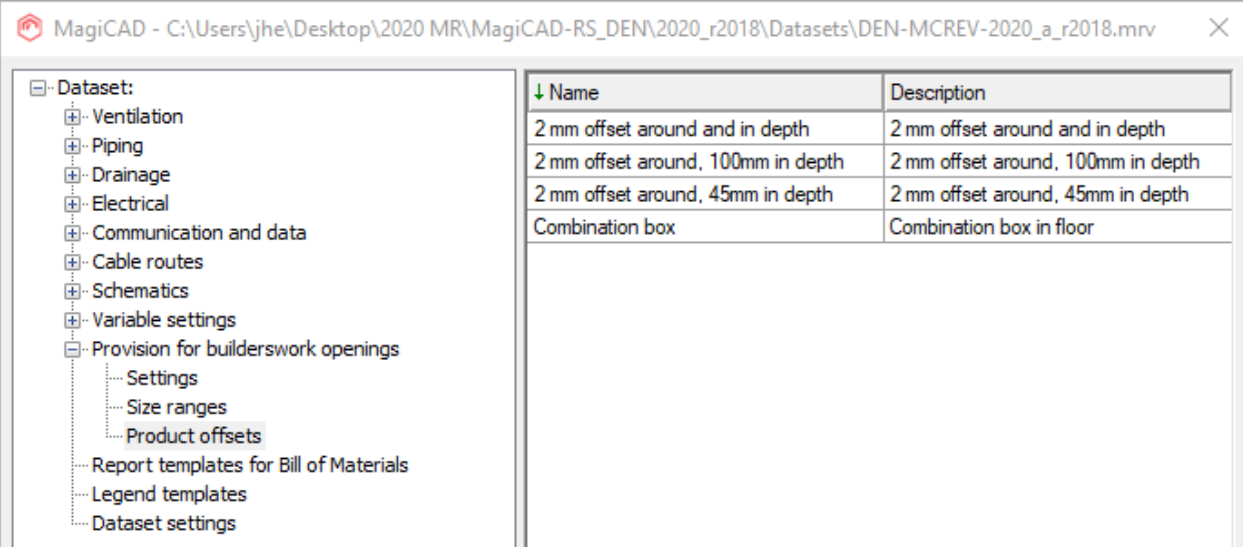
Forslag hertil er nu tilføjet til datasettet.



User code	Description
Cable trays	Cable trays - more height above
Drainage	Drainage indoors
Ventilation	Ventilation placed in heigh position

”Product offsets” blev allerede muligt med 2019 UR2

Forslag hertil er nu tilføjet til datasettet.



Name	Description
2 mm offset around and in depth	2 mm offset around and in depth
2 mm offset around, 100mm in depth	2 mm offset around, 100mm in depth
2 mm offset around, 45mm in depth	2 mm offset around, 45mm in depth
Combination box	Combination box in floor

Template

Navngivningen af viewtemplates og viewtyper følger standarden nedenfor.

	VIEW USE	
WORK	1_WORK	ARBEJDSVIEWS
SHEET	2_SHEET	VIEWS OPSAT TIL PLOT
EXPORT	3_EXPORT	VIEWS OPSAT TIL EKSPORT
QUALITY ASSURANCE	4_QA	KVALITETSIKRING

	VIEW TYPE	
PLAN	P	PLAN
CEILING	C	LOFTPLAN
SECTION	S	SNIT OG OPSTALTER
3D	3	3d
DIAGRAM	D	PRINCIPDIAGRAMMER

	MagiCAD DICIPLINE	
ARCHITECTURE	A	ARKITEKT
COORDINATION	C	KOORDINERING
ELECTRICAL	E	EL
PIPING	P	VVS
STRUCTURE	S	BÆRENDE KONSTRUKTIONER
VENTILATION	V	VENTILATION

MagiCAD SUB-DICIPLINE	
PROVISION FOR BUILDERSWORK OPENINGS	UDSPARINGER
QA	KVALITETSIKRING
FRICTION	Pa/m
SPACE SOUND	dB
VELOCITY	m/sek
SPATIAL COMPOSITION	OPSAT TIL NTI SPATIAL COMPOSITION
DOMESTIC WATER	BRUGSVAND
DRAINAGE	AFLØB
HEATING	OPVARMNING
SPRINKLER	SPRINKLER
LIGHTING	BELYSNING

SUB-DICIPLINE = MagiCAD DICIPLINE_ MagiCAD SUB-DICIPLINE

Viewtemplates

VIEW USE _VIEW TYPE _MagiCAD-DICIPLINE _MagiCAD SUB-DICIPLINE

<p>View templates</p> <p>Discipline filter: <all></p> <p>View type filter: 3D Views, Walkthroughs</p> <p>Names:</p> <ul style="list-style-type: none"> QA_3_C_PROVISION FOR BUILDERSWORK OPENINGS QA_3_P_HEATING FRICTION QA_3_P_HEATING VELOCITY QA_3_V_FRICTION QA_3_V_QA QA_3_V_VELOCITY SHEET_3_C_SPATIAL COMPOSITION SHEET_3_E_ELECTRICAL SHEET_3_E_SPATIAL COMPOSITION SHEET_3_P_DOMESTIC WATER SHEET_3_P_DRAINAGE SHEET_3_P_HEATING SHEET_3_P_PIPING SHEET_3_P_SPRINKLER SHEET_3_V_VENTILATION SHEET_3_VP_SPATIAL COMPOSITION SHEET_3_VP_VENTILATION & PIPING WORK_3_C_CLASH WORK_3_C_COORDINATION WORK_3_E_ELECTRICAL WORK_3_P_DOMESTIC WATER WORK_3_P_DRAINAGE WORK_3_P_HEATING WORK_3_P_PIPING WORK_3_P_SPRINKLER WORK_3_V_VENTILATION WORK_3_VP_VENTILATION & PIPING 	<p>View templates</p> <p>Discipline filter: <all></p> <p>View type filter: Elevations, Sections, Detail Views</p> <p>Names:</p> <ul style="list-style-type: none"> SHEET_S_C_COORDINATION SHEET_S_E_ELECTRICAL SHEET_S_P_DOMESTIC WATER SHEET_S_P_DRAINAGE SHEET_S_P_HEATING SHEET_S_P_PIPING SHEET_S_P_SPRINKLER SHEET_S_V_VENTILATION SHEET_S_VP_SPATIAL COMPOSITION SHEET_S_VP_VENTILATION & PIPING WORK_S_C_CLASH WORK_S_C_COORDINATION WORK_S_E_ELECTRICAL WORK_S_P_DOMESTIC WATER WORK_S_P_DRAINAGE WORK_S_P_HEATING WORK_S_P_PIPING WORK_S_P_SPRINKLER WORK_S_V_VENTILATION WORK_S_VP_VENTILATION & PIPING
<p>View templates</p> <p>Discipline filter: <all></p> <p>View type filter: Ceiling Plans</p> <p>Names:</p> <ul style="list-style-type: none"> SHEET_C_C_COORDINATION SHEET_C_E_ELECTRICAL SHEET_C_P_PIPING SHEET_C_V_VENTILATION SHEET_C_VP_VENTILATION & PIPING SHEET_C_VPE_VENTILATION & PIPING & ELECTRICAL WORK_C_C_COORDINATION WORK_C_E_ELECTRICAL WORK_C_P_PIPING WORK_C_V_VENTILATION WORK_C_VP_VENTILATION & PIPING 	<p>View templates</p> <p>Discipline filter: <all></p> <p>View type filter: Floor, Structural, Area Plans</p> <p>Names:</p> <ul style="list-style-type: none"> QA_P_C_PROVISION FOR BUILDERSWORK OPENINGS QA_P_P_HEATING FRICTION QA_P_P_HEATING VELOCITY QA_P_V_FRICTION QA_P_V_QA QA_P_V_SPACE SOUND QA_P_V_VELOCITY SHEET_P_C_COORDINATION SHEET_P_E_ELECTRICAL SHEET_P_E_LIGHTING SHEET_P_E_SPATIAL COMPOSITION SHEET_P_P_DOMESTIC WATER SHEET_P_P_DRAINAGE SHEET_P_P_HEATING SHEET_P_P_PIPING SHEET_P_P_SPRINKLER SHEET_P_V_VENTILATION SHEET_P_VP_SPATIAL COMPOSITION SHEET_P_VP_VENTILATION & PIPING WORK_P_C_CLASH WORK_P_C_COORDINATION WORK_P_E_ELECTRICAL WORK_P_E_LIGHTING WORK_P_P_DOMESTIC WATER WORK_P_P_DRAINAGE WORK_P_P_HEATING WORK_P_P_PIPING WORK_P_P_SPRINKLER WORK_P_V_VENTILATION WORK_P_VP_VENTILATION & PIPING
<p>View templates</p> <p>Discipline filter: <all></p> <p>View type filter: Renderings, Drafting Views</p> <p>Names:</p> <ul style="list-style-type: none"> SHEET_D_VP_VENTILATION & PIPING 	

Viewtype

VIEW USE_ MagiCAD-DICIPLINE_ SUB-DICIPLINE

System Family: Floor Plan	▼
WORK_C__COORDINATION	
Floor Plan	
QA__C__PROVISION FOR BUILDERSWORK OPENINGS	
QA__P__HEATING FRICTION	
QA__P__HEATING VELOCITY	
QA__V__FRICTION	
QA__V__QA	
QA__V__SPACE SOUND	
QA__V__VELOCITY	
SHEET_E__ELECTRICAL	
SHEET_E__LIGHTING	
SHEET_P__DOMESTIC WATER	
SHEET_P__DRAINAGE	
SHEET_P__HEATING	
SHEET_P__PIPING	
SHEET_P__SPRINKLER	
SHEET_V__VENTILATION	
SHEET_VP__SPATIAL COMPOSITION	
SHEET_VP__VENTILATION & PIPING	
WORK_C__CLASH	
WORK_C__COORDINATION	
WORK_E__ELECTRICAL	
WORK_P__DOMESTIC WATER	
WORK_P__DRAINAGE	
WORK_P__HEATING	
WORK_P__PIPING	
WORK_P__SPRINKLER	
WORK_V__VENTILATION	
WORK_VP__VENTILATION & PIPING	
System Family: Section	▼
WORK_C__COORDINATION	
Building Section	
Building Section Classic	
SHEET_E__ELECTRICAL	
SHEET_E__LIGHTING	
SHEET_P__DOMESTIC WATER	
SHEET_P__DRAINAGE	
SHEET_P__HEATING	
SHEET_P__PIPING	
SHEET_P__SPRINKLER	
SHEET_V__VENTILATION	
SHEET_VP__SPATIAL COMPOSITION	
SHEET_VP__VENTILATION & PIPING	
WORK_C__CLASH	
WORK_C__COORDINATION	
WORK_E__ELECTRICAL	
WORK_P__DOMESTIC WATER	
WORK_P__DRAINAGE	
WORK_P__HEATING	
WORK_P__PIPING	
WORK_P__SPRINKLER	
WORK_V__VENTILATION	
WORK_VP__VENTILATION & PIPING	

System Family: 3D View

3D View

- 3D View
- SHEET_E__ SPATIAL COMPOSITION
- SHEET_VP__ SPATIAL COMPOSITION

System Family: Elevation

WORK_C__COORDINATION

- Building Elevation
- WORK_C__COORDINATION

System Family: Ceiling Plan

Ceiling Plan

- Ceiling Plan

System Family: Drafting View

Detail

- Detail

Filters

Filters

- [-] Rule-based Filters
 - Detail Item BRUGSVAND, CIRKULATION
 - Detail Item BRUGSVAND, KOLDT
 - Detail Item BRUGSVAND, VARMT
 - Detail Item GULVVARME, FREM
 - Detail Item GULVVARME, RETUR
 - Detail Item KØLING, FREM
 - Detail Item KØLING, RETUR
 - Detail Item SPRINKLERANLÆG
 - Detail Item VARME, FREM
 - Detail Item VARME, FREM, PRIMÆR
 - Detail Item VARME, FREM, SEKUNDÆR
 - Detail Item VARME, RETUR
 - Detail Item VARME, RETUR, PRIMÆR
 - Detail Item VARME, RETUR, SEKUNDÆR
 - Detail Item VENTILATION, AFKAST
 - Detail Item VENTILATION, INDBLÆSNING
 - Detail Item VENTILATION, INDTAG
 - Detail Item VENTILATION, UDSUGNING
 - E__ALMENFØRINGSVEJ
 - E__BELYSNINGSANLÆG
 - E__GITTERBAKKE
 - E__KABELBAKKE
 - E__KABELSTIGE
 - E__LADDER
 - E__LAVSPÆNDING
 - E__MC Is Inside Combination Box
 - E__RØR_I_BYGNING
 - E__RØR_I_TERRÆN
 - P__BC - BRUGSVAND (#1), CIRKULATION (System Abbreviation)
 - P__BK - BRUGSVAND (#1), KOLDT (System Abbreviation)
 - P__BV - BRUGSVAND (#1), VARMT (System Abbreviation)
 - P__DV - DRÆN(VAND) (System Abbreviation)
 - P__GVF - GULVVARME, FREM (System Abbreviation)
 - P__GVR - GULVVARME, RETUR (System Abbreviation)
 - P__Hydronic (System Classification)
 - P__KF - KØLING, FREM (System Abbreviation)
 - P__KR - KØLING, RETUR (System Abbreviation)
 - P__Pipe Accessories
 - P__Pipework
 - P__Pipework friction mindre end 100 Pa/m
 - P__Pipework friction større end 100 Pa/m mindre end 150 Pa/m
 - P__Pipework friction større end 150 Pa/m
 - P__Pipework velocity mindre end 0,25 m/sek
 - P__Pipework velocity større end 0,25 m/sek og mindre end 0,50 m/sek
 - P__Pipework velocity større end 0,50 m/sek og mindre end 0,75 m/sek
 - P__Pipework velocity større end 0,75 m/sek og mindre end 1,00 m/sek
 - P__Pipework velocity større end 1,00 m/sek
 - P__Plumbing Fixture
 - P__Plumbing Fixture Domestic (System Classification)
 - P__Plumbing Fixture Sanitary (System Classification)
 - P__Sanitary (System Classification)
 - P__SPR - SPRINKLERANLÆG, RØR (System Abbreviation)
 - P__Sprinklers
 - P__SV - AFLØB, SPILDEVAND (System Abbreviation)
 - P__TV - AFLØB, TAG-(REGN)VAND - (System Abbreviation)
 - P__VF - VARME, FREM (System Abbreviation)
 - P__VR - VARME, RETUR (System Abbreviation)
 - S__KON

.....Sections/Elev/Cal (SUB-DICIPLINE not C__CLASH)
Sections/Elev/Cal (SUB-DICIPLINE not C__COORDINATION)
Sections/Elev/Cal (SUB-DICIPLINE not C__PROVISION FOR BUILDERSWORK OPENINGS)
Sections/Elev/Cal (SUB-DICIPLINE not C__SPATIAL COMPOSITION)
Sections/Elev/Cal (SUB-DICIPLINE not E__ELECTRICAL)
Sections/Elev/Cal (SUB-DICIPLINE not E__LIGHTING)
Sections/Elev/Cal (SUB-DICIPLINE not E__SPATIAL COMPOSITION)
Sections/Elev/Cal (SUB-DICIPLINE not P__DOMESTIC WATER)
Sections/Elev/Cal (SUB-DICIPLINE not P__DRAINAGE)
Sections/Elev/Cal (SUB-DICIPLINE not P__HEATING FRICTION)
Sections/Elev/Cal (SUB-DICIPLINE not P__HEATING VELOCITY)
Sections/Elev/Cal (SUB-DICIPLINE not P__HEATING)
Sections/Elev/Cal (SUB-DICIPLINE not P__PIPING)
Sections/Elev/Cal (SUB-DICIPLINE not P__SPRINKLER)
Sections/Elev/Cal (SUB-DICIPLINE not V__FRICTION)
Sections/Elev/Cal (SUB-DICIPLINE not V__QA)
Sections/Elev/Cal (SUB-DICIPLINE not V__SPACE SOUND)
Sections/Elev/Cal (SUB-DICIPLINE not V__VELOCITY)
Sections/Elev/Cal (SUB-DICIPLINE not V__VENTILATION)
Sections/Elev/Cal (SUB-DICIPLINE not VP__SPATIAL COMPOSITION)
Sections/Elev/Cal (SUB-DICIPLINE not VP__VENTILATION & PIPING)
Sections/Elev/Cal (SUB-DICIPLINE not VPE_VENTILATION & PIPING & ELECTRICAL)
Sections/Elev/Cal (VIEW-USE 2_SHEET)
Sections/Elev/Cal (VIEW-USE not 1_WORK)
Sections/Elev/Cal (VIEW-USE not 2_SHEET)
Sections/Elev/Cal (VIEW-USE not 4_QUALITY ASSURANCE)
V__Afkast (Exhaust = System Classification)
V__Air Terminals
V__Duct Accessories
V__Ductwork
V__Ductwork friction mindre end 0,6 Pa/m
V__Ductwork friction større end 0,6 Pa/m mindre end 0,8 Pa/m
V__Ductwork friction større end 0,8 Pa/m mindre end 1,0 Pa/m
V__Ductwork friction større end 1,0 Pa/m
V__Ductwork velocity mindre end 3 m/sek
V__Ductwork velocity større end 3 m/sek mindre end 5 m/sek
V__Ductwork velocity større end 5 m/sek mindre end 7 m/sek
V__Ductwork velocity større end 7 m/sek mindre end 9 m/sek
V__Ductwork velocity større end 9 m/sek
V__Indblæsning (Supply = System Classification)
V__KS
V__Mechanical Equipment ((NOT Radiatorer) AND (NOT MC_ConnectionNode_Hydronic))
V__Udsugning (Return = System Classification)
V__VENTILATION, AFKAST (System Abbreviation)
V__VENTILATION, INDBLÆSNING (System Abbreviation)
V__VENTILATION, INDTAG (System Abbreviation)
V__VENTILATION, UDSUGNING (System Abbreviation)
VP__Insulation
VP__Mechanical Equipment
VP__Mechanical Equipment (MC Void Provision)
VP__Mechanical Equipment (MCSH)
VP__Mechanical Equipment (not MagiCAD_Circulation_Point)
VP__Mechanical Equipment (not MC Void Provision)
VP__Mechanical Equipment (NOT MC_ConnectionNode_Hydronic)
VP__Mechanical Equipment (not MCSH)
VP__Mechanical Equipment (NOT Radiatorer)
VP__Mechanical Equipment (NOT SystemClassification Air)
VP__Mechanical Equipment (Radiatorer)
VP__Mechanical Equipment (SystemClassification Air)
VP__Mechanical Equipment UDSPARING Accepted
VP__Mechanical Equipment UDSPARING Not accepted
VP__Mechanical Equipment UDSPARING Postpone - No Action
VP__Mechanical Equipment UDSPARING Rejected
VP__Mechanical Equipment UDSPARING sent to production
VPE_Is Linked In Schematic
Selection Filters

Quality Assurance

Detaljeret beskrivelse af viewtemplates

QA__3_C__PROVISION FOR BUILDERSWORK OPENINGS

PROVISION FOR BUILDERSWORK OPENINGS er nu Mechanical Equipments. Family Name er ændret.

QA__P_C__PROVISION FOR BUILDERSWORK OPENINGS

PROVISION FOR BUILDERSWORK OPENINGS er nu Mechanical Equipments. Family Name er ændret.

QA__3_P__HEATING_FRICTION

SUB-DICIPLINE	P__HEATING FRICTION	<input checked="" type="checkbox"/>
VIEW USE	QUALITY ASSURANCE	<input checked="" type="checkbox"/>

Visibility/Graphic Overrides for QA__3_P__HEATING FRICTION

Model Categories Annotation Categories Analytical Model Categories Imported Categories Filters

Name	Visibility	Projection/Surface	
		Lines	Patterns
VP__Mechanical Equipment (Radiatorer)	<input checked="" type="checkbox"/>		
VP__Mechanical Equipment (SystemClassification Air)	<input type="checkbox"/>		
VP__Mechanical Equipment MC Void Provision	<input type="checkbox"/>		
P__KF - KØLING, FREM (System Abbreviation)	<input type="checkbox"/>		
P__KR - KØLING, RETUR (System Abbreviation)	<input type="checkbox"/>		
P__SPR - SPRINKLERANLÆG, RØR (System Abbreviation)	<input type="checkbox"/>		
P__BC - BRUGSVAND (#1), CIRKULATION (System Abbreviation)	<input type="checkbox"/>		
P__BK - BRUGSVAND (#1), KOLDT (System Abbreviation)	<input type="checkbox"/>		
P__BV - BRUGSVAND (#1), VARMT (System Abbreviation)	<input type="checkbox"/>		
P__Sanitary (System Classification)	<input type="checkbox"/>		
P__Pipework friction mindre end 100 Pa/m	<input checked="" type="checkbox"/>		
P__Pipework friction større end 100 Pa/m mindre end 150 Pa/m	<input checked="" type="checkbox"/>		
P__Pipework friction større end 150 Pa/m	<input checked="" type="checkbox"/>		

QA__P_P__HEATING FRICTION

SUB-DICIPLINE	P__HEATING FRICTION	<input checked="" type="checkbox"/>
VIEW USE	QUALITY ASSURANCE	<input checked="" type="checkbox"/>

Color Schemes

Categories	Color scheme
Pipes	Pipe Color Fill - Friction
Ducts	<none>

Edit Color Scheme

Schemes
Category: Pipes

Scheme Definition
Title: Pipe Color Fill - Friction
Color: Friction
By value By range Edit Format... 1.235 Pa/m

At Least	Less Than	Caption	Visible	Color	Fill Pattern	Preview
	100,000 Pa/m	Less than 100 Pa/m	<input checked="" type="checkbox"/>	Green	Solid fill	
100,000 Pa/m	150,000 Pa/m	100 Pa/m - 150 Pa/m	<input checked="" type="checkbox"/>	Yellow	Solid fill	
150,000 Pa/m		150 Pa/m or more	<input checked="" type="checkbox"/>	Red	Solid fill	

QA__3_P__HEATING VELOCITY

SUB-DICIPLINE	P__HEATING VELOCITY	<input checked="" type="checkbox"/>
VIEW USE	QUALITY ASSURANCE	<input checked="" type="checkbox"/>

Visibility/Graphic Overrides for QA__3_P__HEATING VELOCITY

Model Categories Annotation Categories Analytical Model Categories Imported Categories Filters

Name	Visibility	Projection/Surface	
		Lines	Patterns
VP__Mechanical Equipment (Radiatorer)	<input checked="" type="checkbox"/>		
VP__Mechanical Equipment (SystemClassification Air)	<input type="checkbox"/>		
VP__Mechanical Equipment MC Void Provision	<input type="checkbox"/>	Override...	Override...
P__KF - KØLING, FREM (System Abbreviation)	<input type="checkbox"/>		
P__KR - KØLING, RETUR (System Abbreviation)	<input type="checkbox"/>		
P__SPR - SPRINKLERANLÆG, RØR (System Abbreviation)	<input type="checkbox"/>		
P__BC - BRUGSVAND (#1), CIRKULATION (System Abbreviation)	<input type="checkbox"/>		
P__BK - BRUGSVAND (#1), KOLDT (System Abbreviation)	<input type="checkbox"/>		
P__BV - BRUGSVAND (#1), VARMT (System Abbreviation)	<input type="checkbox"/>		
P__Sanitary (System Classification)	<input type="checkbox"/>		
P__Pipework velocity mindre end 0,25 m/sek	<input checked="" type="checkbox"/>		
P__Pipework velocity større end 0,25 m/sek og mindre end 0,50 m...	<input checked="" type="checkbox"/>		
P__Pipework velocity større end 0,50 m/sek og mindre end 0,75 m...	<input checked="" type="checkbox"/>		
P__Pipework velocity større end 0,75 m/sek og mindre end 1,00 m...	<input checked="" type="checkbox"/>		
P__Pipework velocity større end 1,00 m/sek	<input checked="" type="checkbox"/>		

QA__P_P__VELOCITY

SUB-DICIPLINE	P__HEATING VELOCITY
VIEW USE	QUALITY ASSURANCE

Color Schemes

Categories	Color scheme
Pipes	Pipe Color Fill - Velocity
Ducts	<none>

Edit Color Scheme

Schemes Category: Pipes

Scheme Definition

Title: Pipe Color Fill - Friction Color: Velocity By value By range Edit Format... 1234,6 m/s

At Least	Less Than	Caption	Visible	Color	Fill Pattern	Preview
0,25 m/s	0,25 m/s	Less than 0,3 m/s	<input checked="" type="checkbox"/>	Green	Solid fill	
0,50 m/s	0,50 m/s	0,3 m/s - 0,5 m/s	<input checked="" type="checkbox"/>	RGB 128	Solid fill	
0,50 m/s	0,75 m/s	0,5 m/s - 0,8 m/s	<input checked="" type="checkbox"/>	Yellow	Solid fill	
0,75 m/s	1,00 m/s	0,8 m/s - 1,0 m/s	<input checked="" type="checkbox"/>	RGB 255	Solid fill	
1,00 m/s		1,0 m/s or more	<input checked="" type="checkbox"/>	Red	Solid fill	

QA__3_V__FRICTION

SUB-DICIPLINE	V__FRICTION	<input checked="" type="checkbox"/>
VIEW USE	QUALITY ASSURANCE	<input checked="" type="checkbox"/>

Visibility/Graphic Overrides for QA__3_V__FRICTION

Model Categories Annotation Categories Analytical Model Categories Imported Categories Filters

Name	Visibility	Projection/Surface	
		Lines	Patterns
VP_Mechanical Equipment (NOT SystemClassification Air)	<input type="checkbox"/>		
V__Ductwork friction mindre end 0,6 Pa/m	<input checked="" type="checkbox"/>		
V__Ductwork friction større end 0,6 Pa/m mindre end 0,8 Pa/m	<input checked="" type="checkbox"/>		
V__Ductwork friction større end 0,8 Pa/m mindre end 1,0 Pa/m	<input checked="" type="checkbox"/>		
V__Ductwork friction større end 1,0 Pa/m	<input checked="" type="checkbox"/>		

QA__P_V__FRICTION

SUB-DICIPLINE	V__FRICTION
VIEW USE	QUALITY ASSURANCE

Color Schemes






Categories	Color scheme
Pipes	<none>
Ducts	Duct Color Fill - Friction

QA__3_V__VELOCITY

SUB-DICIPLINE	V__VELOCITY	<input checked="" type="checkbox"/>
VIEW USE	QUALITY ASSURANCE	<input checked="" type="checkbox"/>

Visibility/Graphic Overrides for QA__3_V__VELOCITY

Model Categories Annotation Categories Analytical Model Categories Imported Categories Filters

Name	Visibility	Projection/Surface	
		Lines	Patterns
VP_Mechanical Equipment (NOT SystemClassification Air)	<input type="checkbox"/>		
V__Ductwork velocity mindre end 3 m/sek	<input checked="" type="checkbox"/>		
V__Ductwork velocity større end 3 m/sek mindre end 5 m/sek	<input checked="" type="checkbox"/>		
V__Ductwork velocity større end 5 m/sek mindre end 7 m/sek	<input checked="" type="checkbox"/>		
V__Ductwork velocity større end 7 m/sek mindre end 9 m/sek	<input checked="" type="checkbox"/>		
V__Ductwork velocity større end 9 m/sek	<input checked="" type="checkbox"/>		

QA__P_V__VELOCITY


SUB-DICIPLINE	V__VELOCITY
VIEW USE	QUALITY ASSURANCE

Color Schemes

Categories	Color scheme
Pipes	<none>
Ducts	Duct Color Fill - Velocity

QA __ P_V __ SPACE SOUND

SUB-DICIPLINE	V __ SPACE SOUND	<input checked="" type="checkbox"/>
VIEW USE	QUALITY ASSURANCE	<input checked="" type="checkbox"/>

 Edit Color Scheme

Schemes

Category:

Spaces

(none)

Schema 1

MC Sound Level LpA






Scheme Definition

Title: Schema 1 Legend

Color: MC Sound Level LpA

By value By range

Edit Format... 1234,56789

At Least	Less Than	Caption	Visible	Color	Fill Pattern	Preview
	27,000000	Less than 27	<input checked="" type="checkbox"/>	Green	Solid fill	
27,000000	30,000000	27 - 30	<input checked="" type="checkbox"/>	RGB 128-128-000	Solid fill	
30,000000	33,000000	30 - 33	<input checked="" type="checkbox"/>	Yellow	Solid fill	
33,000000	36,000000	33 - 36	<input checked="" type="checkbox"/>	RGB 255-128-064	Solid fill	
36,000000		36 or more	<input checked="" type="checkbox"/>	Red	Solid fill	

Ceiling Planes

På alle **WORK** loftplaner er View Range ændret så komponenterne ses straks de indsættes.

View Range ✕

Primary Range

Top:	<input type="text" value="Level Above"/>	Offset:	<input type="text" value="0,0"/>
Cut plane:	<input type="text" value="Associated Level"/>	Offset:	<input type="text" value="0,0"/>
Bottom:	<input type="text" value="Associated Level"/>	Offset:	<input type="text" value="0,0"/>

View Depth

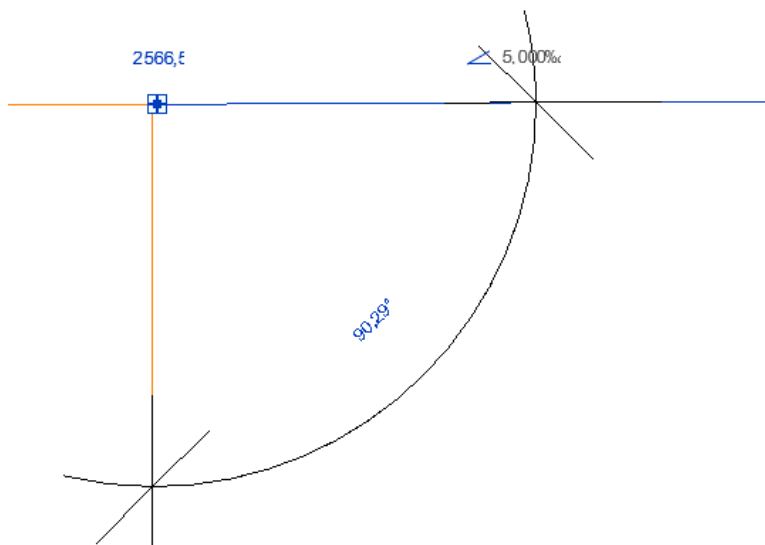
Level:	<input type="text" value="Level Above"/>	Offset:	<input type="text" value="0,0"/>
--------	--	---------	----------------------------------

Kanalserier, rørserier og kabelbakker

Rørserier

Stålrør, middelsvære

Der er i en tidligere lokalisering blevet tilføjet en T-fitingfitting – **NTI Fitting – 90 med vrid** - der gør det muligt at tegne og tilslutte sprinkleranlæg med fald.



Denne fitting er fremragende når der modelleres sprinklerrør, men den er ikke så god når Pipe Connection anvendes til at genere rørlayouts.

I denne version af lokaliseringen anvendes i rørtypen **Stålrør, middelsvære** som standard en fitting som er optimal i forbindelse med anvendelse af Pipe Connection til generering af rørlayouts.

Hvis der projekteres sprinkler anbefales det at tilpasse Pipe Typen **Stålrør, middelsvære** så der anvendes T-fittingen **NTI Fitting – 90 med vrid**.

Kabelbakker

Type Properties X

Family: System Family: Cable Tray with Fittings Load...

Type: ALMENFØRINGSVEJ Duplicate...
Rename...

Type Parameters

Parameter	Value
Electrical	
Bend Radius Multiplier	1.000000
Electrical Engineering	
MC EXE Class	
MC IP Class	
Fittings	
Horizontal Bend	RS_69_CTF_UN_CHANNEL-HORIZ-BEND_GEN_MC; ALMENFØRINGSVEJ_RS_69_CTF_UN_CHANNEL-HORIZ-BEND_GEN_MC 2
Vertical Inside Bend	RS_69_CTF_UN_CHANNEL-VERT-INS-BEND-R10_GEN_MC; ALMENFØRINGSVEJ_RS_69_CTF_UN_CHANNEL-VERT-INS-BEND-R10_GEN_MC 2
Vertical Outside Bend	RS_69_CTF_UN_CHANNEL-VERT-OUTS-BEND-R10_GEN_MC; ALMENFØRINGSVEJ_RS_69_CTF_UN_CHANNEL-VERT-OUTS-BEND-R10_GEN_MC 2
Tee	RS_69_CTF_UN_CHANNEL-HORIZ-TEE_GEN_MC; ALMENFØRINGSVEJ_RS_69_CTF_UN_CHANNEL-HORIZ-TEE_GEN_MC 2
Cross	RS_69_CTF_UN_CHANNEL-HORIZ-CROSS_GEN_MC; ALMENFØRINGSVEJ_RS_69_CTF_UN_CHANNEL-HORIZ-CROSS_GEN_MC 2
Transition	RS_69_CTF_UN_CHANNEL-REDUCER_GEN_MC; ALMENFØRINGSVEJ_RS_69_CTF_UN_CHANNEL-REDUCER_GEN_MC 2
Union	RS_69_CTF_UN_CHANNEL-UNION_GEN_MC; ALMENFØRINGSVEJ_RS_69_CTF_UN_CHANNEL-UNION_GEN_MC 2
Dimensions	
MC Height	
MC Length	
MC Width	
Identity Data	
Type Image	
Keynote	
Model	
Manufacturer	MC Cable Tray Series and Fittings
Type Comments	
URL	
Description	ALMENFØRINGSVEJ
Assembly Description	
Assembly Code	
Type Mark	
Cost	
MC Installation Code Type	
MC Material Code	
MC National Code	
MC Product Variable 1	
MC Product Variable 2	
MC Product Variable 3	
MC Product Variable 4	
MC Product Variable 5	
MC User Code	

<< Preview
OK
Cancel
Apply

Type Properties

Family: System Family: Cable Tray with Fittings Load...

Type: GITTERBAKKE Duplicate...

Rename...

Type Parameters

Parameter	Value
Electrical	
Bend Radius Multiplier	1.000000
Electrical Engineering	
MC EXE Class	
MC IP Class	
Fittings	
Horizontal Bend	RS_69_CTF_UN_CHANNEL-HORIZ-BEND_GEN_MC: GITTERBAKKE_RS_69_CTF_UN_CHANNEL-HORIZ-BEND_GEN_MC 2
Vertical Inside Bend	RS_69_CTF_UN_CHANNEL-VERT-INS-BEND-R10_GEN_MC: GITTERBAKKE_RS_69_CTF_UN_CHANNEL-VERT-INS-BEND-R10_GEN_MC 2
Vertical Outside Bend	RS_69_CTF_UN_CHANNEL-VERT-OUTS-BEND-R10_GEN_MC: GITTERBAKKE_RS_69_CTF_UN_CHANNEL-VERT-OUTS-BEND-R10_GEN_MC 2
Tee	RS_69_CTF_UN_CHANNEL-HORIZ-TEE_GEN_MC: GITTERBAKKE_RS_69_CTF_UN_CHANNEL-HORIZ-TEE_GEN_MC 2
Cross	RS_69_CTF_UN_CHANNEL-HORIZ-CROSS_GEN_MC: GITTERBAKKE_RS_69_CTF_UN_CHANNEL-HORIZ-CROSS_GEN_MC 2
Transition	RS_69_CTF_UN_CHANNEL-REDUCER_GEN_MC: GITTERBAKKE_RS_69_CTF_UN_CHANNEL-REDUCER_GEN_MC 2
Union	RS_69_CTF_UN_CHANNEL-UNION_GEN_MC: GITTERBAKKE_RS_69_CTF_UN_CHANNEL-UNION_GEN_MC 2
Dimensions	
MC Height	
MC Length	
MC Width	
Identity Data	
Type Image	
Keynote	
Model	GB
Manufacturer	MC Cable Tray Series and Fittings
Type Comments	
URL	
Description	GITTERBAKKE
Assembly Description	
Assembly Code	
Type Mark	
Cost	
MC Installation Code Type	
MC Material Code	GB
MC National Code	
MC Product Variable 1	
MC Product Variable 2	
MC Product Variable 3	
MC Product Variable 4	
MC Product Variable 5	
MC User Code	GB

<< Preview OK Cancel Apply

Type Properties

Family: System Family: Cable Tray with Fittings Load...

Type: KABELBAKKE Duplicate...

Rename...

Type Parameters

Parameter	Value
Electrical	
Bend Radius Multiplier	1.000000
Electrical Engineering	
MC EXE Class	
MC IP Class	
Fittings	
Horizontal Bend	RS_69_CTF_UN_CHANNEL-HORIZ-BEND_GEN_MC; KABELBAKKE_RS_69_CTF_UN_CHANNEL-HORIZ-BEND_GEN_MC 2
Vertical Inside Bend	RS_69_CTF_UN_CHANNEL-VERT-INS-BEND-R10_GEN_MC; KABELBAKKE_RS_69_CTF_UN_CHANNEL-VERT-INS-BEND-R10_GEN_MC 2
Vertical Outside Bend	RS_69_CTF_UN_CHANNEL-VERT-OUTS-BEND-R10_GEN_MC; KABELBAKKE_RS_69_CTF_UN_CHANNEL-VERT-OUTS-BEND-R10_GEN_MC 2
Tee	RS_69_CTF_UN_CHANNEL-HORIZ-TEE_GEN_MC; KABELBAKKE_RS_69_CTF_UN_CHANNEL-HORIZ-TEE_GEN_MC 2
Cross	RS_69_CTF_UN_CHANNEL-HORIZ-CROSS_GEN_MC; KABELBAKKE_RS_69_CTF_UN_CHANNEL-HORIZ-CROSS_GEN_MC 2
Transition	RS_69_CTF_UN_CHANNEL-REDUCER_GEN_MC; KABELBAKKE_RS_69_CTF_UN_CHANNEL-REDUCER_GEN_MC 2
Union	RS_69_CTF_UN_CHANNEL-UNION_GEN_MC; KABELBAKKE_RS_69_CTF_UN_CHANNEL-UNION_GEN_MC 2
Dimensions	
MC Height	
MC Length	
MC Width	
Identity Data	
Type Image	
Keynote	
Model	KB
Manufacturer	MC Cable Tray Series and Fittings
Type Comments	
URL	
Description	KABELBAKKE
Assembly Description	
Assembly Code	
Type Mark	
Cost	
MC Installation Code Type	
MC Material Code	KB
MC National Code	
MC Product Variable 1	
MC Product Variable 2	
MC Product Variable 3	
MC Product Variable 4	
MC Product Variable 5	
MC User Code	KB

<< Preview OK Cancel Apply

Type Properties

Family: System Family: Cable Tray with Fittings Load...

Type: KABELSTIGE Duplicate...

Rename...

Type Parameters

Parameter	Value
Electrical	
Bend Radius Multiplier	1.000000
Electrical Engineering	
MC EXE Class	
MC IP Class	
Fittings	
Horizontal Bend	RS_69_CTF_UN_LADDER-HORIZ-BEND_GEN_MC; RS_69_CTF_UN_LADDER-HORIZ-BEND_GEN_MC
Vertical Inside Bend	RS_69_CTF_UN_LADDER-VERT-INS-BEND-R10_GEN_MC; RS_69_CTF_UN_LADDER-VERT-INS-BEND-R10_GEN_MC
Vertical Outside Bend	RS_69_CTF_UN_LADDER-VERT-OUTS-BEND-R10_GEN_MC; RS_69_CTF_UN_LADDER-VERT-OUTS-BEND-R10_GEN_MC
Tee	RS_69_CTF_UN_LADDER-HORIZ-TEE_GEN_MC; RS_69_CTF_UN_LADDER-HORIZ-TEE_GEN_MC
Cross	RS_69_CTF_UN_LADDER-HORIZ-CROSS_GEN_MC; RS_69_CTF_UN_LADDER-HORIZ-CROSS_GEN_MC
Transition	RS_69_CTF_UN_LADDER-REDUCER_GEN_MC; RS_69_CTF_UN_LADDER-REDUCER_GEN_MC
Union	RS_69_CTF_UN_LADDER-UNION_GEN_MC; RS_69_CTF_UN_LADDER-UNION_GEN_MC
Dimensions	
MC Height	
MC Length	
MC Width	
Identity Data	
Type Image	
Keynote	
Model	KS
Manufacturer	MC Cable Tray Series and Fittings
Type Comments	
URL	
Description	KABELSTIGE
Assembly Description	
Assembly Code	
Type Mark	
Cost	
MC Installation Code Type	
MC Material Code	KS
MC National Code	
MC Product Variable 1	
MC Product Variable 2	
MC Product Variable 3	
MC Product Variable 4	
MC Product Variable 5	
MC User Code	KS

<< Preview OK Cancel Apply

Type Properties

Family: System Family: Cable Tray with Fittings Load...

Type: xgl_ALMENFØRINGSVEJ Duplicate...

Rename...

Type Parameters

Parameter	Value
Electrical	
Bend Radius Multiplier	1.000000
Electrical Engineering	
MC EXE Class	
MC IP Class	
Fittings	
Horizontal Bend	M_Channel Horizontal Bend: ALMENFØRINGSVEJ
Vertical Inside Bend	M_Channel Vertical Inside Bend: ALMENFØRINGSVEJ
Vertical Outside Bend	M_Channel Vertical Outside Bend: ALMENFØRINGSVEJ
Tee	
Cross	M_Channel Horizontal Tee: ALMENFØRINGSVEJ
Transition	M_Channel Horizontal Cross: ALMENFØRINGSVEJ
Union	M_Channel Reducer: ALMENFØRINGSVEJ
Dimensions	
MC Height	
MC Length	
MC Width	
Identity Data	
Type Image	
Keynote	
Model	
Manufacturer	
Type Comments	
URL	
Description	
Assembly Description	
Assembly Code	
Type Mark	
Cost	
MC Installation Code Type	
MC Material Code	
MC National Code	
MC Product Variable 1	
MC Product Variable 2	
MC Product Variable 3	
MC Product Variable 4	
MC Product Variable 5	
MC User Code	

<< Preview OK Cancel Apply

Type Properties

Family: System Family: Cable Tray with Fittings Load...

Type: xgl_GITTERBAKKE Duplicate...

Rename...

Type Parameters

Parameter	Value
Electrical	
Bend Radius Multiplier	1.000000
Electrical Engineering	
MC EXE Class	
MC IP Class	
Fittings	
Horizontal Bend	M_Channel Horizontal Bend: GITTERBAKKE
Vertical Inside Bend	M_Channel Vertical Inside Bend: GITTERBAKKE
Vertical Outside Bend	M_Channel Vertical Outside Bend: GITTERBAKKE
Tee	M_Channel Horizontal Tee: GITTERBAKKE
Cross	M_Channel Horizontal Cross: GITTERBAKKE
Transition	M_Channel Reducer: GITTERBAKKE
Union	M_Channel Union: GITTERBAKKE
Dimensions	
MC Height	
MC Length	
MC Width	
Identity Data	
Type Image	
Keynote	
Model	GB
Manufacturer	
Type Comments	
URL	
Description	
Assembly Description	
Assembly Code	
Type Mark	
Cost	
MC Installation Code Type	
MC Material Code	
MC National Code	
MC Product Variable 1	
MC Product Variable 2	
MC Product Variable 3	
MC Product Variable 4	
MC Product Variable 5	
MC User Code	

<< Preview OK Cancel Apply

Type Properties

Family: System Family: Cable Tray with Fittings Load...

Type: xgl_KABELBAKKE Duplicate...

Rename...

Type Parameters

Parameter	Value
Electrical	
Bend Radius Multiplier	1.000000
Electrical Engineering	
MC EXE Class	
MC IP Class	
Fittings	
Horizontal Bend	M_Channel Horizontal Bend: KABELBAKKE
Vertical Inside Bend	M_Channel Vertical Inside Bend: KABELBAKKE
Vertical Outside Bend	M_Channel Vertical Outside Bend: KABELBAKKE
Tee	
Cross	M_Channel Horizontal Tee: KABELBAKKE
Transition	M_Channel Horizontal Cross: KABELBAKKE
Union	M_Channel Reducer: KABELBAKKE
Dimensions	
MC Height	
MC Length	
MC Width	
Identity Data	
Type Image	
Keynote	
Model	KB
Manufacturer	
Type Comments	
URL	
Description	
Assembly Description	
Assembly Code	
Type Mark	
Cost	
MC Installation Code Type	
MC Material Code	
MC National Code	
MC Product Variable 1	
MC Product Variable 2	
MC Product Variable 3	
MC Product Variable 4	
MC Product Variable 5	
MC User Code	

<< Preview OK Cancel Apply

Type Properties

Family: System Family: Cable Tray with Fittings Load...

Type: xgl_KABELSTIGE Duplicate...

Rename...

Type Parameters

Parameter	Value
Electrical	
Bend Radius Multiplier	1.000000
Electrical Engineering	
MC EXE Class	
MC IP Class	
Fittings	
Horizontal Bend	M_Ladder Horizontal Bend: KABELSTIGE
Vertical Inside Bend	M_Ladder Vertical Inside Bend: KABELSTIGE
Vertical Outside Bend	M_Ladder Vertical Outside Bend: KABELSTIGE
Tee	M_Ladder Horizontal Tee: KABELSTIGE
Cross	M_Ladder Horizontal Cross: KABELSTIGE
Transition	M_Ladder Reducer: KABELSTIGE
Union	M_Ladder Union: KABELSTIGE
Dimensions	
MC Height	
MC Length	
MC Width	
Identity Data	
Type Image	
Keynote	
Model	KS
Manufacturer	
Type Comments	
URL	
Description	
Assembly Description	
Assembly Code	
Type Mark	
Cost	
MC Installation Code Type	
MC Material Code	
MC National Code	
MC Product Variable 1	
MC Product Variable 2	
MC Product Variable 3	
MC Product Variable 4	
MC Product Variable 5	
MC User Code	

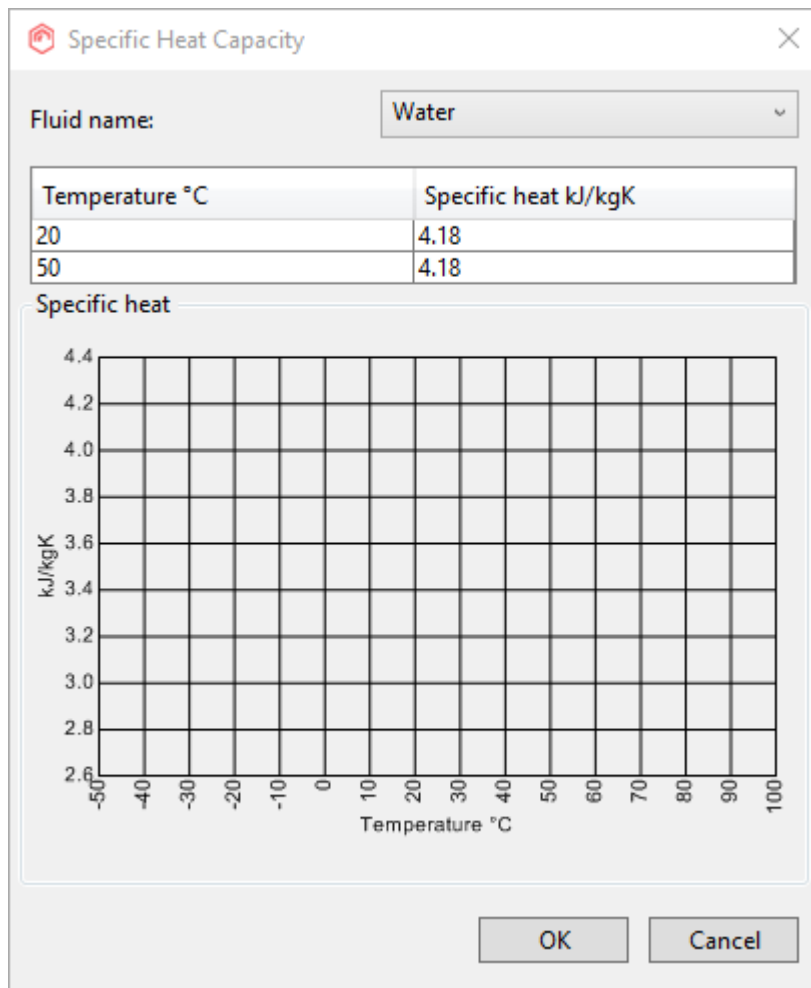
<< Preview OK Cancel Apply

Tag

Diverse tags er opdaterede.

Specific Heat Capacity

Denne er ændret for vand

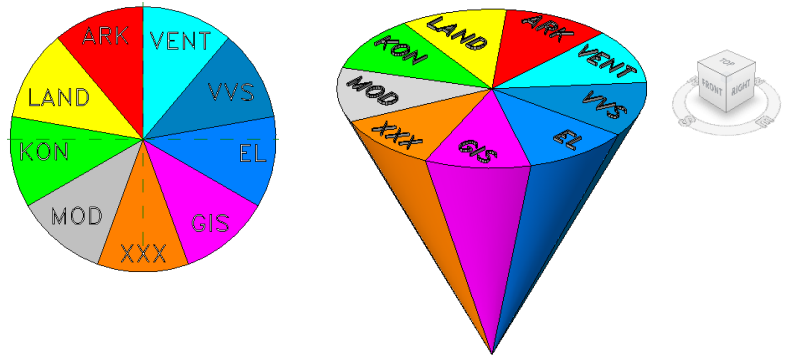


Origin_Marker

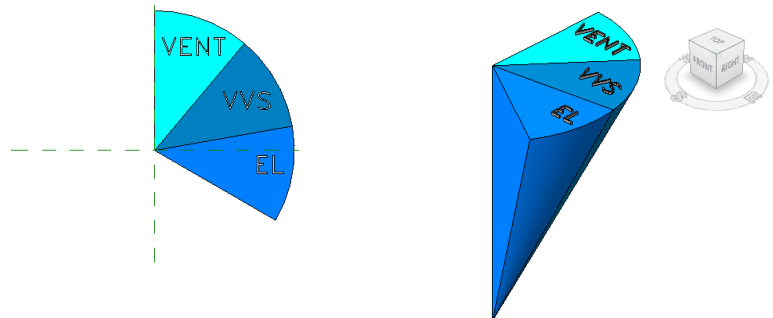
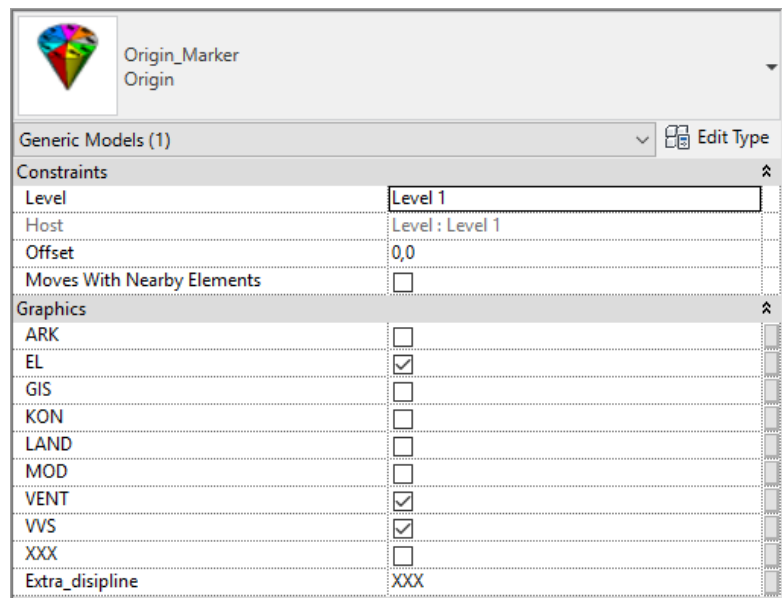
NTI har lavet en Origin_Marker, som angiver Revits Origin.

I plan og 3D ser markeren således ud.

Pilespidsen ligger i Z=0



Således kan hvert faggruppe tænde for deres del og nemt kontrollere at modellerne ligger rigtigt i forhold til hinanden



Stikordsregister

Indholdsfortegnelse; 2

NTI CADcenter A/S; 1