



MagiCAD for AutoCAD

Release notes for version 2022 UR-2.1

08/03/2022

Content

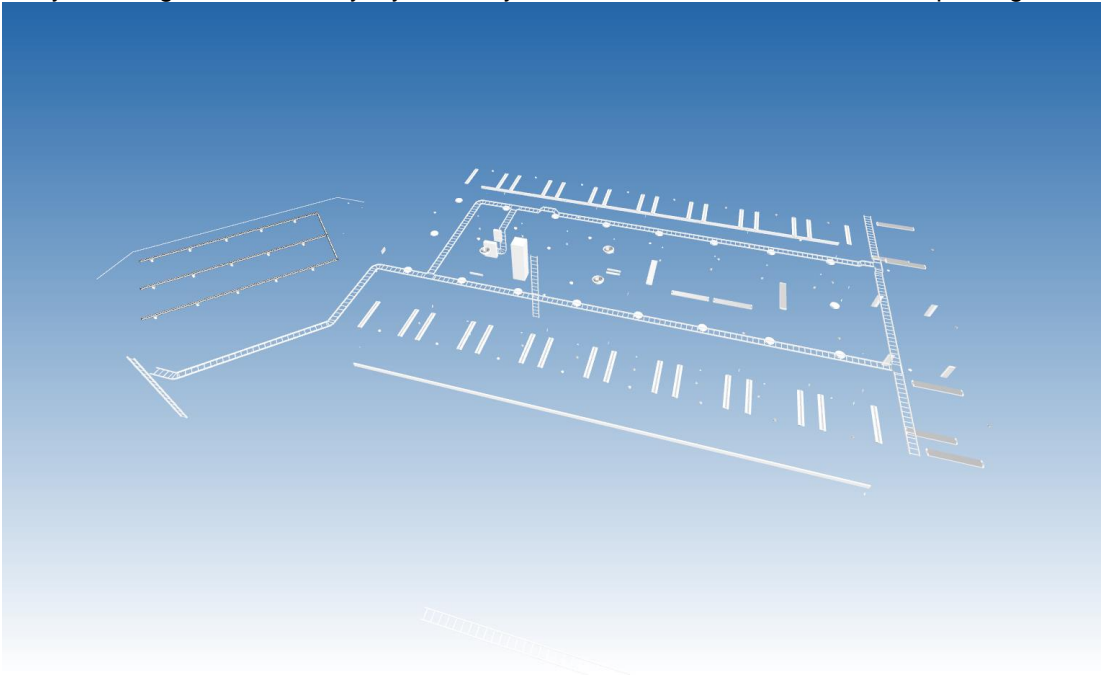
1	RESOLVED ISSUES	3
1.1	Common.....	3
1.2	Ventilaion and Piping.....	4

1 Resolved issues

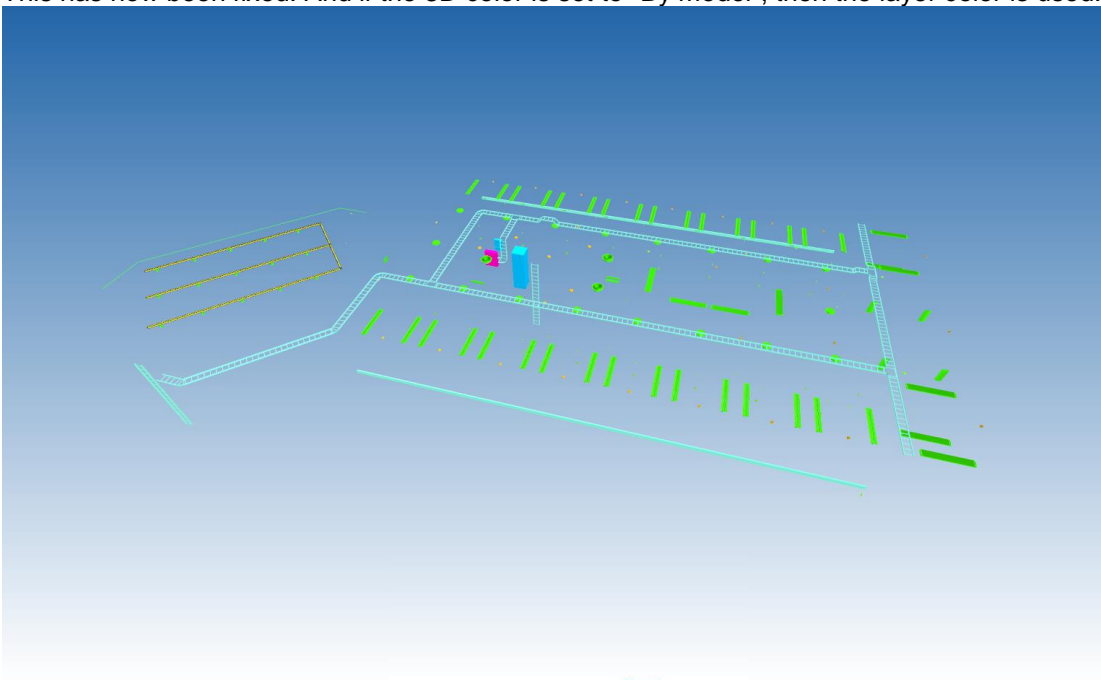
1.1 Common

Colors didn't work correctly in IFC export in MagiCAD Electrical

The color selection for IFCs in Electrical did not work properly. The color was incorrect if the 3D color in layer settings was set to "By layer" or "By model" and the IFC model ended up being colorless.



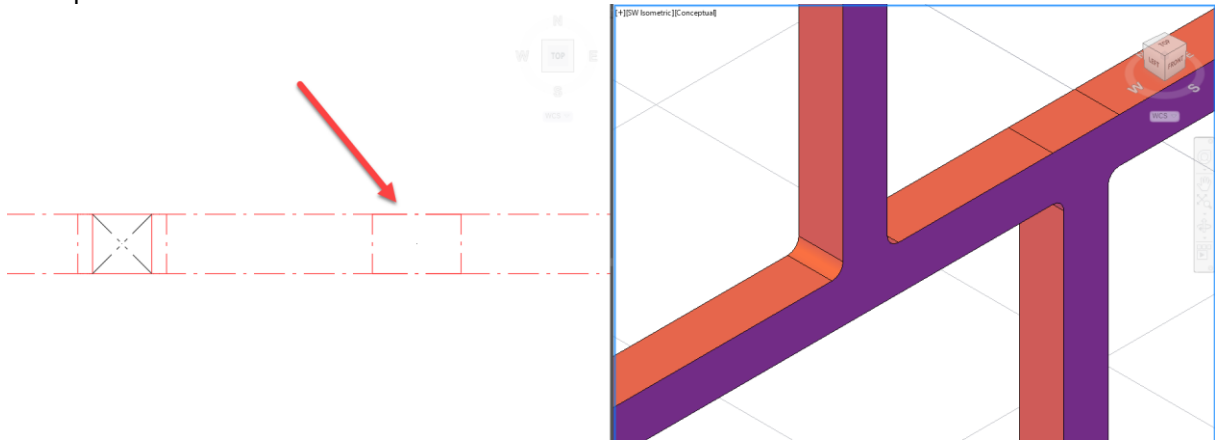
This has now been fixed. And if the 3D color is set to "By model", then the layer color is used:



1.2 Ventilaion and Piping

Symbols weren't shown for downwards vertical, rectangular ducts

When drawing ducts vertically downwards, the symbol for the downwards connection didn't show in the top-view:



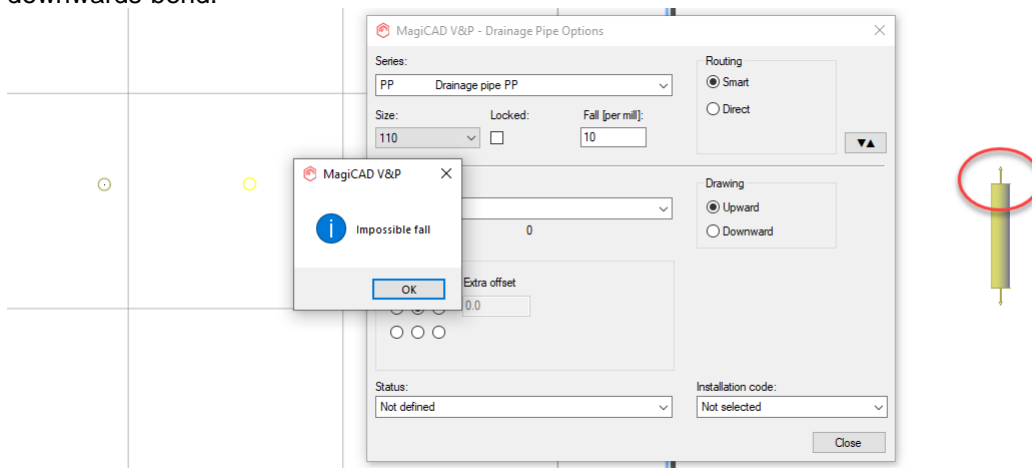
This has now been fixed and the symbols are shown correctly:



Drainage pipe drawing dialog issues

When drawing drainage pipes, the dialog did remember the settings which were set when starting to draw but if the user changed something in the drawing dialog, like the direction, then this information was not properly updated to the drawing-function itself.

One issue this did for example cause was that while drawing a riser pipe, from bottom to top, and having for example the setting set as "Downward" and then changing to "Upward" and trying to continue to draw from the top of the riser didn't work as the function was still attempting to draw a downwards-bend.



As can be seen in the image above, all setting should allow for drawing from the top of the riser but due to the setting initially being "Downward" when starting to draw, and only changing that setting afterwards, made it impossible to draw due to this bug.

This has now been corrected and the information from the dialog is properly updated to the function.